

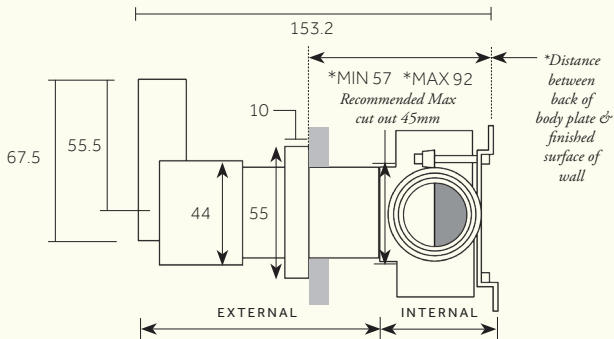
369

PRODUCT NAME

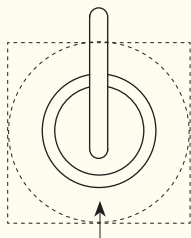
Studio/ORE

Chapter Three - Wall Mounted Three Ways Diverter with Backplate

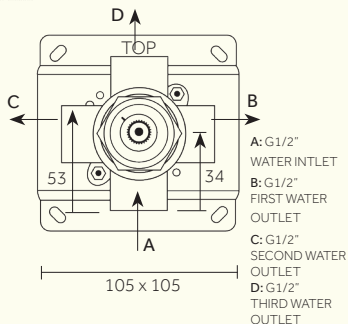
INTERNAL FIRST FIX: WDIV3IPCH3



Dimensions in mm



Back Plate Options:
SQ / CR: 75 mm
SQ / CR: 100 mm



For min/max operating pressures and flow rates, please see reverse.

Dimensions in mm. Further installation instructions available as a downloadable PDF on the product page of our website.

369

Studio/ORE

PRODUCT NAME

**Chapter Three - Wall Mounted Three Ways Diverter
with Backplate**

INTERNAL FIRST FIX: WDIV31PCH3

Min/Max Operating pressure: (Bars)	1.0 - 5.0				
WDIV21P Flow rates: Bar / L per min FIRST OUTLET	1.0/20.0	2/29	3.0/36	4.0/41	5.0/47
WDIV21P Flow rates: Bar / L per min SECOND & THIRD OUTLETS	1.0/19.0	2/24	3.0/19	4.0/27	5.0/30
Connection:	1/2" BSP (NPT ADAPTERS ARE INCLUDED)				

For specifications (in mm), please see reverse.

*Further installation instructions available as a downloadable PDF on the product page
of our website.*