

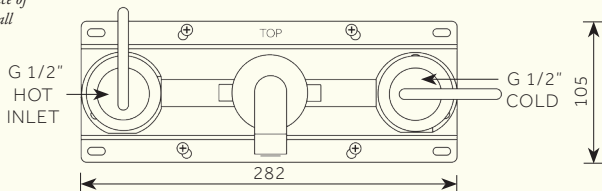
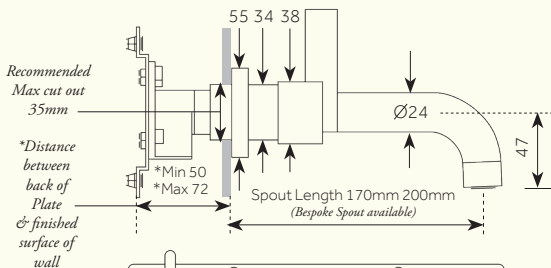
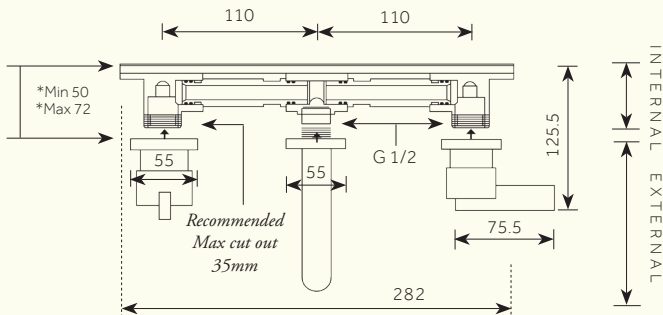
308

PRODUCT NAME

Studio/ORE

Chapter Three - Three Holes Wall Mounted Basin Tap

INTERNAL FIRST FIX: WBSIP



For min/max operating pressures, flow rates (L/min) & connection information, please see reverse for details.

Dimensions in mm. Further installation instructions available as a downloadable PDF on the product page of our website.

308

PRODUCT NAME

Studio/ ORE

Chapter Three - Three Holes Wall Mounted Basin Tap

INTERNAL FIRST FIX: WBSIP

Min/Max Operating pressure: (bars)	2.0 - 5.0					
Flow rates: Bar/L per min (with Aerator)	0.5/5.4	1/7.2	2/8	3/8.7	4/8.5	5/8.5
Flow rates: Bar/L per min (without Aerator)	0.5/15.7	1/21.8	2/31.2	3/43.2	4/50.8	5/55.3
Connection:	1/2" BSP (NPT ADAPTERS ARE INCLUDED)					
Flow Restrictor:	5.0 - 8.0 LTR PCA (8L per min)					

For Specifications in mm, please see reverse for details.

Further installation instructions available as a downloadable PDF on the product page of our website.