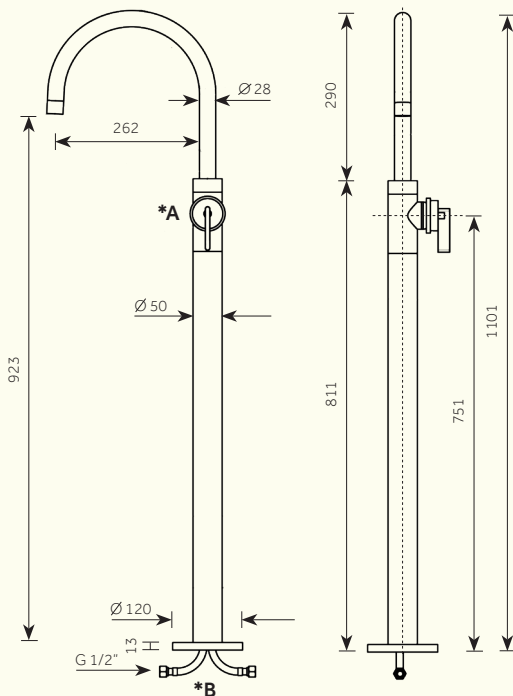


199

PRODUCT NAME

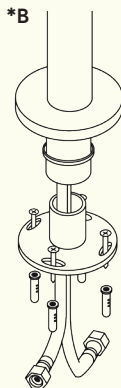
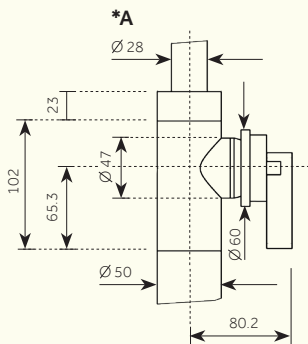
Chapter One - Floor Mounted Bath Mixer

Studio/ ORE



*For min/max operating pressures, flow rate information, connection specifications, specific detailed measurements (*A) and floor installation diagram*(B), please see reverse.*

Dimensions in mm. *Further installation instructions available as a downloadable PDF on the product page of our website.*



Min/Max Operating pressure: (bars)	0.5 - 3.0					
Flow rates: Bar/L per min	0.5 / 5.0	1.0 / 8.0	1.5 / 10.5	2.0 / 12.0	2.5 / 13.5	3.0 / 14.5
Connection:	1/2" BSP (NPT ADAPTERS ARE INCLUDED)					
Aerator Flow Restrictor:	Cascade M22/24 (22.8-25.2 L per min @ 3 Bar)					

For specifications (in mm), please see reverse.

Further installation instructions available as a downloadable PDF on the product page of our website.