

133
V5

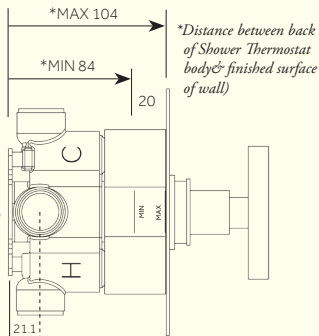
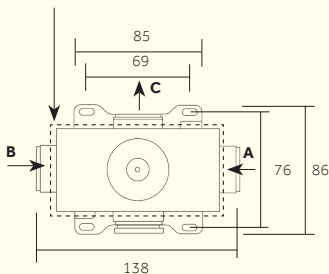
PRODUCT NAME

**Chapter One - Shower Thermostat Only -
Two Outlets - V5**

INTERNAL FIRST FIX: TM1HDLIP-V5

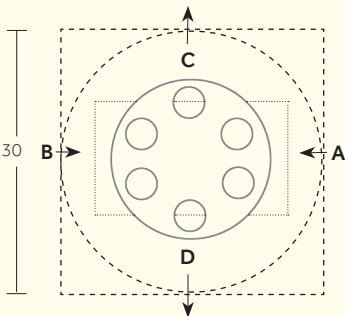
Studio/ORE

Recommended Max
cut out 120 x 65mm



*Distance between back
of Shower Thermostat
body & finished surface
of wall)

BACK PLATE OPTIONS: SQ/CR 130



THERMOSTAT COMPOSITION: TWO OUTLETS - TM1HDLIP - V5

A 3/4" Cold Water Inlet B 3/4" Hot Water Inlet C 3/4" Mixed Water Outlet D Closed

For min/max operating pressures, and connection information, please see reverse.

Dimensions in mm. *Further installation instructions available as a downloadable PDF on the product page of our website.*



PRODUCT NAME

Studio/ **ORE**

**Chapter One - Shower Thermostat Only -
Two Outlets - V5**

INTERNAL FIRST FIX: TM1HDLIP-V5

Min/Max Operating pressure: (bars)	1.0 - 5.0
Connection:	3/4" BSP (NPT ADAPTERS ARE INCLUDED)
Flow Restrictor:	N/A

For specifications (in mm), please see reverse.

*Further installation instructions available as a downloadable PDF on the product page
of our website.*